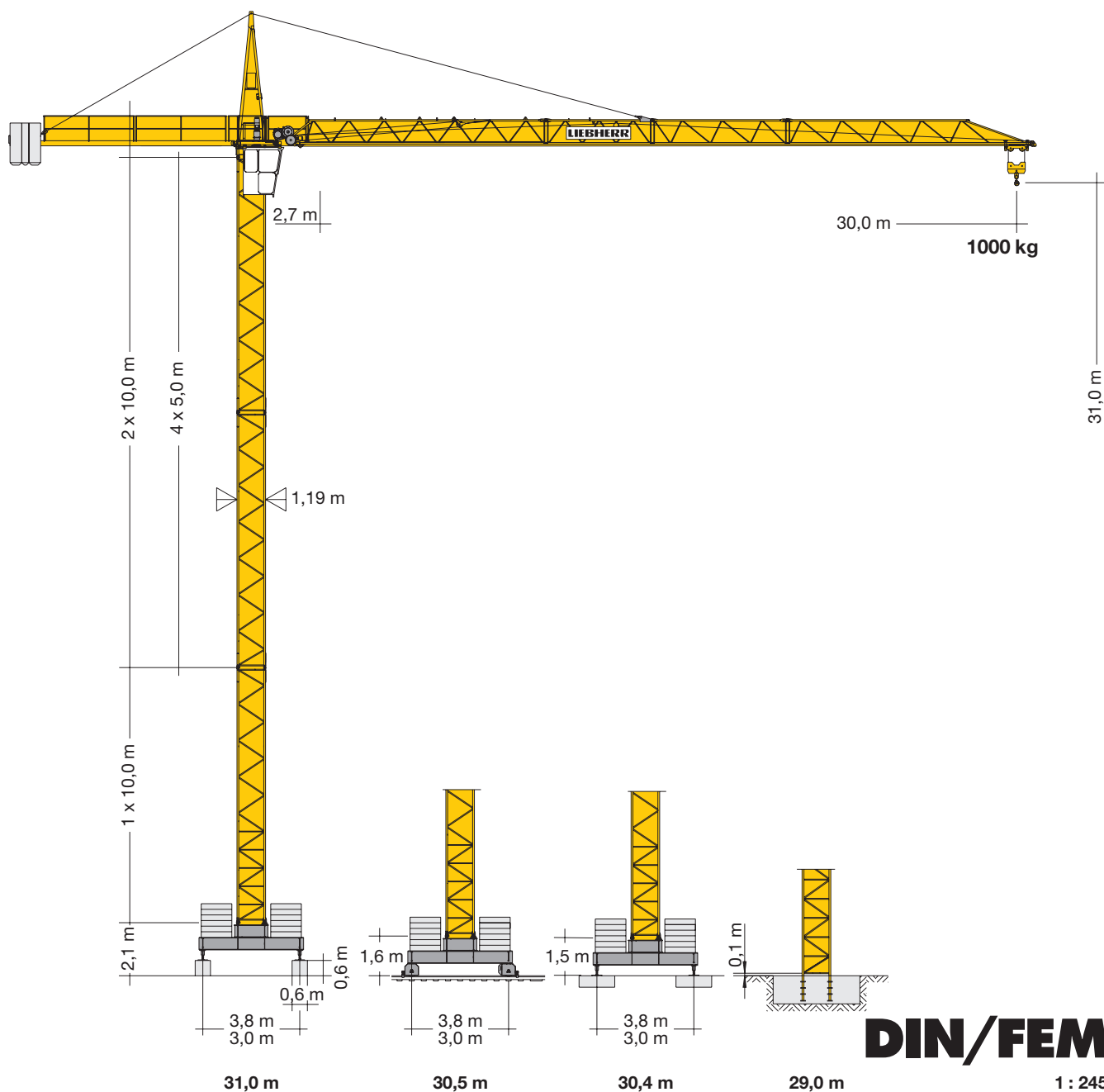


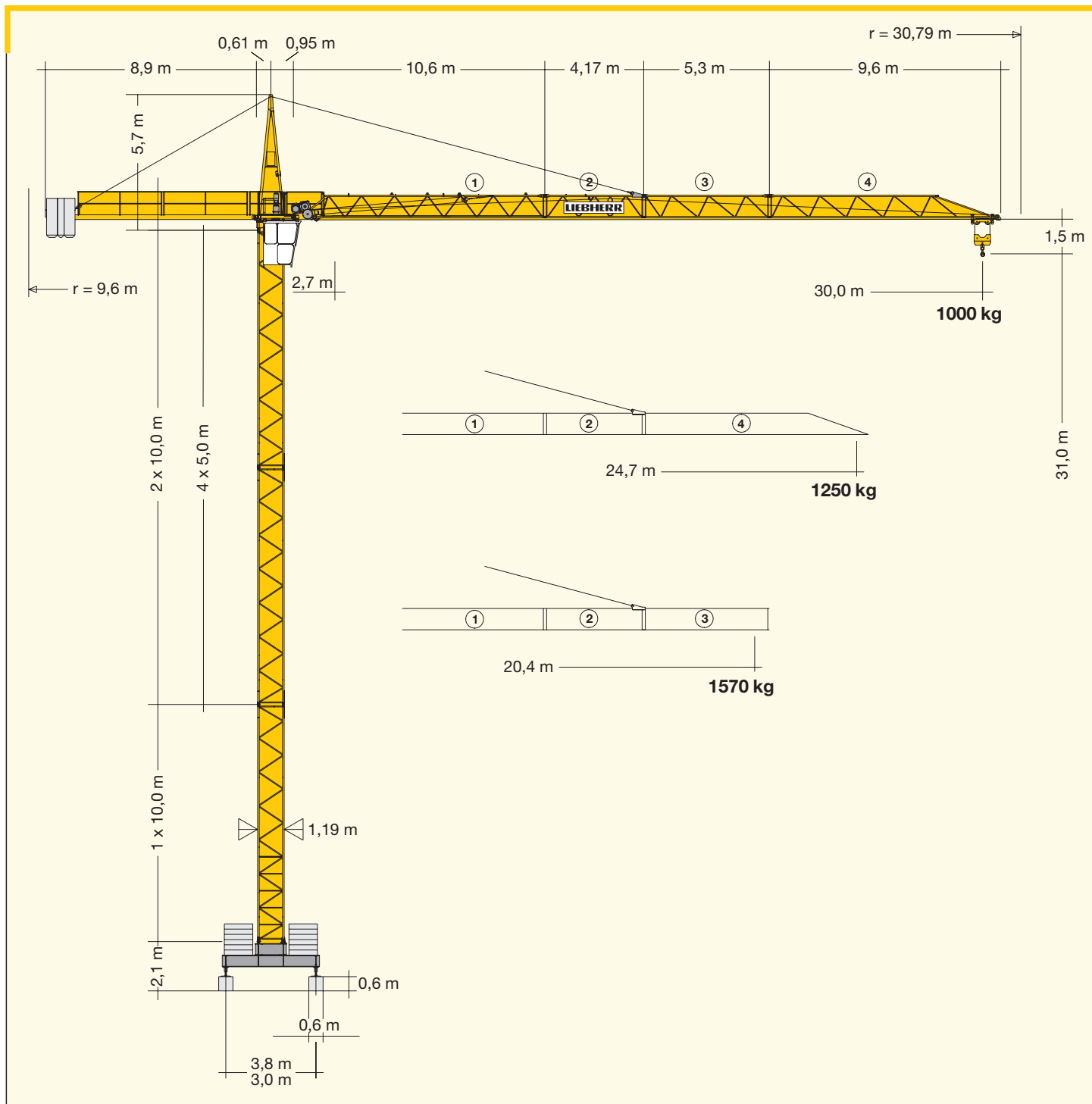


Turmdrehkran 30 LC

Tower Crane / Grue à tour / Gru a torre
Grúa torre / Guindaste de torre

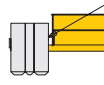



LIEBHERR



Gewicht

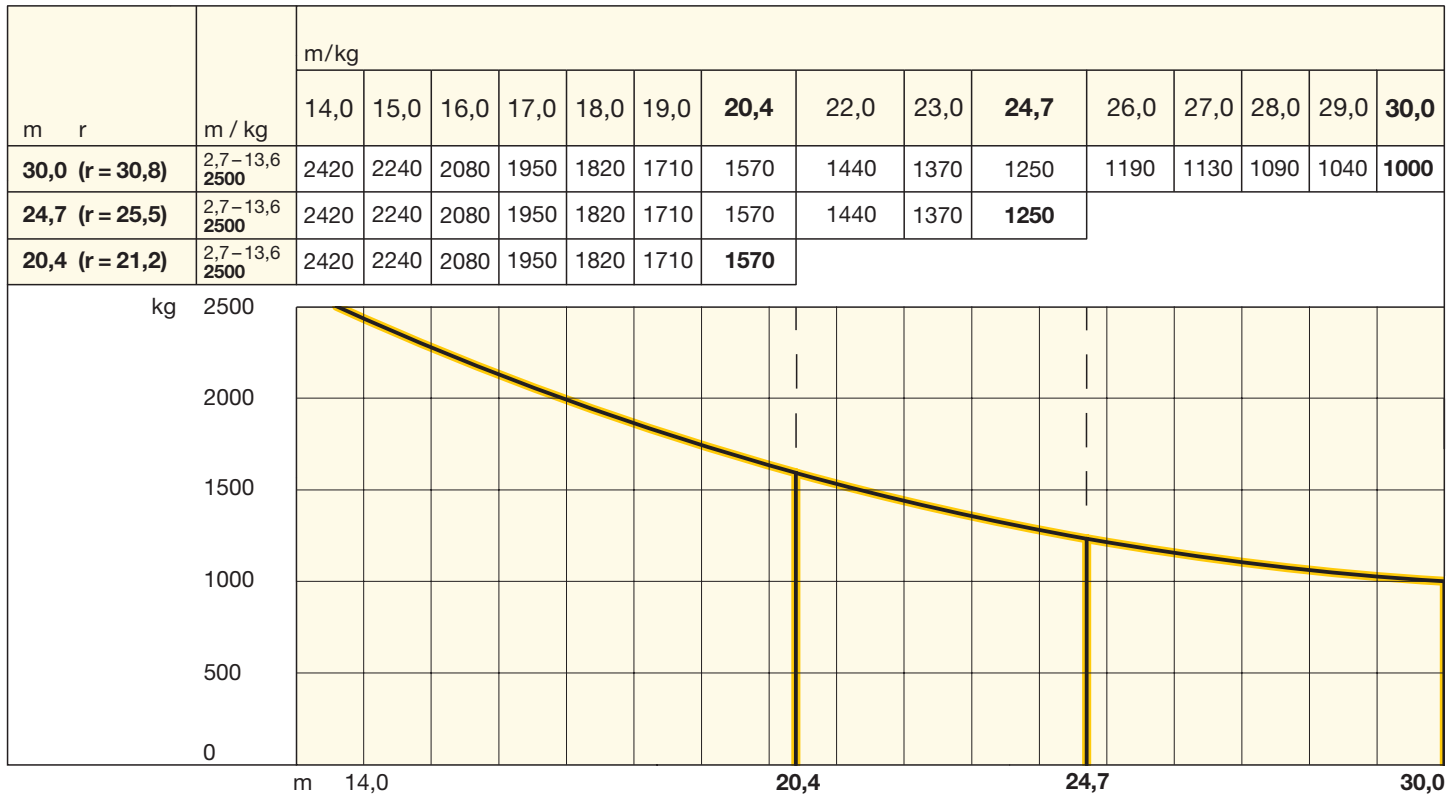
Weight / Poids / Peso / Peso / Pesos

Fundamentblöcke Foundation blocks Blocs de fondation Blocchi di fondazione Blocos de fundação Bloques de apoyo	10000 kg	Zentralballast Central ballast Lest de base Zavorra centrale Lastro central Lastre central	<input type="checkbox"/> 3,8 m	<input type="checkbox"/> 3,0 m	 (Ausl. 30 m) 3.900 kg
			<input checked="" type="checkbox"/> 20.000 kg	30.000 kg	
			<input type="checkbox"/> 20.000 kg	35.000 kg	
	10900 kg				



Ausladung und Tragfähigkeit

Radius and capacity / Portée et charge / Sbraccio e portata / Alcances y cargas / Alcance e capacidade de carga



Antriebe

Driving units / Mécanismes d'entraînement / Azionamenti / Mecanismos / Mecanismos


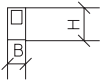
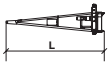



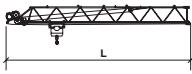

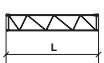

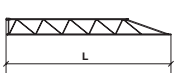



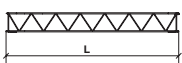

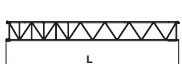

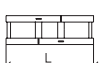

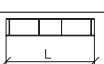







	U/min 0 – 0,8 sl./min tr./min	1 x 2,2 kW EDC
	19,0 / 33,0 m/min	0,7 / 1,2 kW
	20,0 m/min	2 x 2,2 kW
	kVA	11,0 kW 20,0

		Stufe / Step Cran / Marcia Marcha / Marcha	kg	m/min
 2,2 / 9,0 / 11,0 kW WIW 200 MZ 404 3 Lagen Layers Couches Strati Camadas Capas 44,0 m LS-Trommel	1		2500	5,0
	2		2500	20,0
	3		1300	40,0
 60,0 m LS-Trommel 4 Lagen Layers Couches Strati Camadas Capas	1		2400	5,2
	2		2400	21,0
	3		1200	42,0

**Kolli-Liste**

Packing List / Liste de colisage / Lista dei colli / Lista de contenido / Lista de embalagem

Montagegewichte: siehe Betriebsanleitung. / Erection weights: see instruction manual. / Poids de montage: voir manuel de service. / Pesos de montaje: vedasli le istruzioni sull'uso. / Pesos de montagem: vejäm-se es instruções p. uso. / Peso para el montaje: según manual.

Pos. Item Rep. Voce Pos. Ref.	Anz. Qty. Qte. Qta. Cant. Cant.				L (m)	B (m)	H (m)	kg*
1	1	Kabine + Steuerstand Cabin + Seat Cabine + fauteuil Cabina + poltrona Cabine + cadeira Cabina + butaca			1,87	1,12	2,18	440
2	1	Turmspitze mit Kud-Auflage Tower head section with slewing ring support Porte-flèche avec pivot Testa porta-braccio Cabeça de apoio de lança Cabeza de torre			5,76	1,37	1,80	1450
3	1	Gegenausleger / Counter-jib Contre-flèche / Controbaccio Contra-lança / Contrapluma			8,98	0,76	0,63	870
4	1	Ausleger-Anlenkstück Jib heel section Pied de flèche Settore articolato di braccio Base articulada de lança Pluma tramo primero			10,84	1,48	1,38	① 1495
5	1	Ausleger-Zwischenstück Intermediate jib section Elément interm. de flèche Spezzone di braccio Peça suplementar da lança Tramo intermedio pluma			4,32 5,45	0,86 0,86	1,10 0,99	② 220 ③ 210
6	1	Ausleger-Kopfstück Jib head Pointe de flèche Punta freccia Cabeça de lança Tramo punta de pluma			9,71	0,86	1,00	④ 340
7	1	Podeste / Platforms Plates-formes / Plattaforma Plataforma / Plataforma			1,75 1,80	1,33 0,33	0,75 1,60	50 155
8	1	Turmstück oben Tower section upper Element de mât, supérieur Elemento di torre superiore Torre superior Torre superior			10,10 5,10	1,14 1,14	1,14 1,14	1050 565
9	1	Turmstück unten Tower section lower Element de mât, inférieur Elemento di torre inferiore Torre inferior Torre inferior			10,12	1,19	1,19	1150
10	1	Unterwagen-Rahmen Undercarriage frame Cadre de châssis Intelaiatura carro Estrutura do carrinho Bastidor carretón			4,15 3,35	0,65 0,65	1,35 1,35	1640 1390
11	2	Tragholm / Arm Longeron / Longherone Travessa / Brazo			4,10 3,30	0,46 0,46	0,49 0,49	685 512
12	4	Abstützung / Support Appui / Sostegni Apoios / Apoyos			0,42	0,40	0,40	44
13	2	Fahrschemel mit Antrieb Rail bogie with drive Bogie moteur Telaio con gruppo propulsore Quadro sem grupo de propulsão Caja rodillo motriz			0,78	0,84	0,53	297
14	2	Fahrschemel ohne Antrieb Rail bogie without drive Bogie fou Telaio senza gruppo propulsore Quadro com grupo de propulsão Caja rodillo conducido			0,66	0,30	0,51	204
15	-	Seile und Kleinteile / Small parts and ropes Accessoires et câbles / Accesorios cavi Accesorios e cabos / Accesorios y cables			-	-	-	330

* Einzelgewichte. / Single weights. / Poids individuels. / Pesì di componenti. / Pesos de peças componentes. / Pesos unitarios.

Konstruktionsänderungen vorbehalten!Subject to alterations! / Sous réserves de modifications!
Si fa riserva di modifiche! / Salvo modificação da construação!
¡Sujeto a modificaciones!**Sämtliche Angaben erfolgen ohne Gewähr. / This information is supplied without liability.**Ces renseignements sont sans garantie. / Le indicazioni contenute si intendono salvo errori ed omissioni.
Declinamos toda responsabilidad derivada de la información proporcionada. / Declinamos qualquer
responsabilidade quanto à informação fornecida.

120 P – 3464 H1 B3 DIN 15018 • BGL C.0.10.0028 / FEM (Section 1) Krangruppe A3 • 05.05 / 6

Printed in Germany.