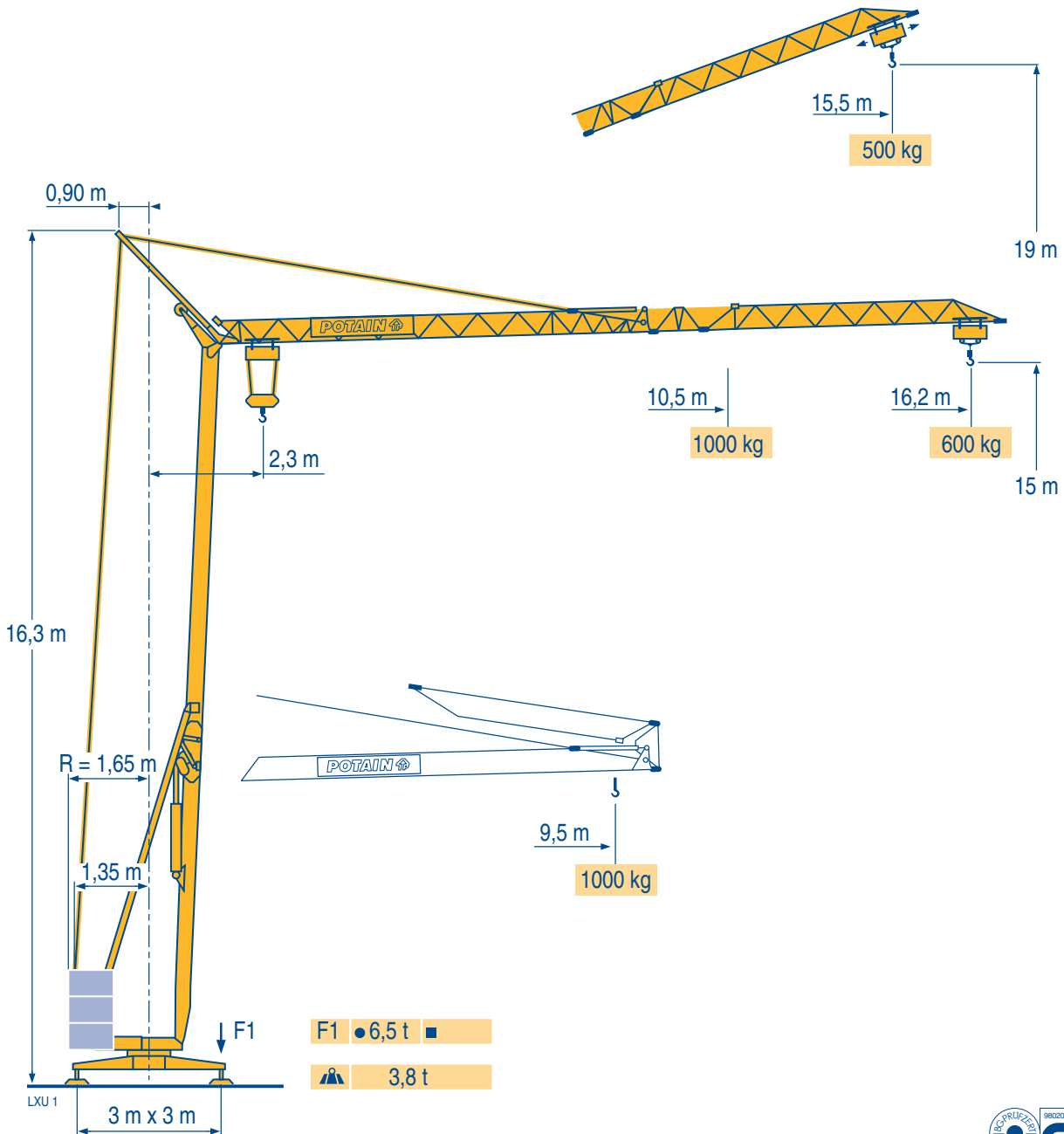


POTAIN

HD 10 A





CE FEM 1.001-A3

Manitowoc
Crane Group

Above. Beyond. Everywhere.™

Courbes de charges
Lastkurven
Load diagrams
Curvas de cargas

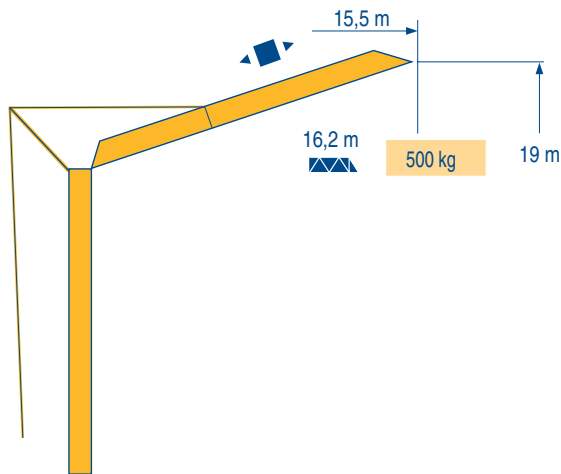
Curve di carico 16,2 m
Curva de cargas



LXU 1

Flèche relevée
Ausleger in Steilstellung
Luffing jib
Flecha izada
Braccio impennato
Lança inclinada

LXU 1



HD 10 A

POTAIN



F

Chariot distributeur
Réactions en service
Réactions hors service
A vide sans lest (ni train de transport) avec flèche et hauteur maximum.

D

Verfahrbare Laufkatze
Reaktionskräfte in Betrieb
Reaktionskräfte außer Betrieb
Ohne Last, Ballast (und Transportachse), mit Maximalausleger und Maximalhöhe.

GB

Traversing trolley
Reactions in service
Reactions out of service
Without load, ballast (or transport axes), with maximum jib and maximum height.

E

Carro distribuidor
Reacciones en servicio
Reacciones fuera de servicio
Sin carga, sin lastre, (ni tren de transporte), flecha y altura máxima.

I





Carrellino distributore
Reazioni in servizio
Reazioni fuori servizio
A vuoto, senza zavorra (ne assali di trasporto) con braccio massimo e altezza massima.

P

Carro distribuidor
Reacções em serviço
Reacções fora de serviço
Sem carga (nem trem de transporte)- sem lastro com lança e altura máximas.

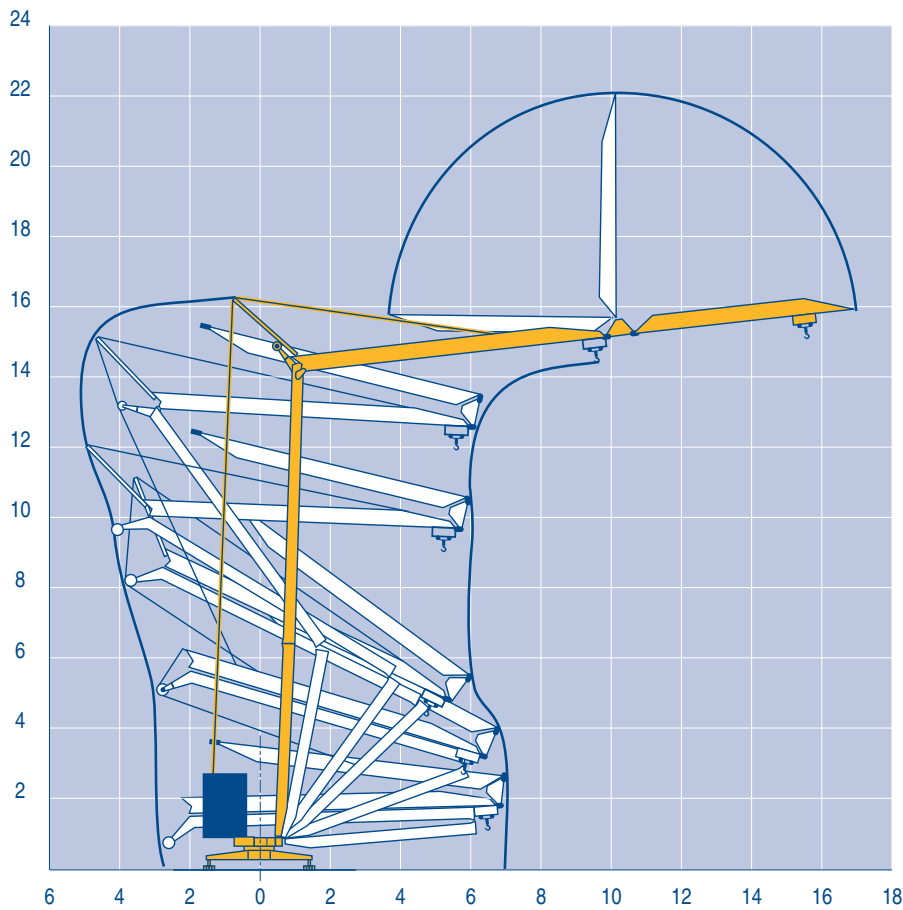
Mécanismes
Antriebe
Mechanisms
Mecanismos
Meccanismi
Mecanismos

LXU 1

| | | | |  |  | ch - PS hp | kW |
|---|--------------------------|--------------------------------------|------------------------------------|---|---|---|-----|
| ▲ ▼ | 5 L2 V5 Triphase | 400 V | m/min | ↓ 17 | ↓ 34 | 5 | 3,7 |
| | | | kg | 1000 | 600 | | |
| ● | 3 L2 V5 Mono-Triphase | 400 / 230 V 230 V $\overline{//}$ | m/min | ↓ 9 | ↓ 18 | 3 | 2,2 |
| | | | kg | 1000 | 600 | | |
| ◀ ▶ | 1 DC1 V2 | — | m/min | 20 | | 1,5 | 1,1 |
| ⦿ | RVF 20 | — | tr/min U/min rpm | 0,3 → 1 | | 1 | 0,6 |
| CEI 38  IEC 38 | | | kVA | | |  | |
| 230 V(+6% -10%) 50 Hz $\overline{//}$ 400 V(+6% -10%) 50 Hz | | | 230 V : 4,6 kVA 400 V : 7,5 kVA | | | 2000/14 | |































Montage
Montage
Erection
Montaje
Montaggio
Montagem

LXU 1



HD 10 A

POTAIN 

| F | D | GB | E | I | P |
|---|---|---|---|---|---|
|  |  |  |  |  |  |
| Levage | Heben | Hoisting | Elevación | Sollevamento | Elevação |
|  |  |  |  |  |  |
| Distribution | Katzfahren | Trolleying | Distribución | Distribuzione | Distribuição |
|  |  |  |  |  |  |
| Orientation | Schwenken | Slewing | Orientación | Rotazione | Rotação |
|  |  |  |  |  |  |
| 50 Hz Monophasé | 50 Hz Einphasige | 50 Hz Single phase | 50 Hz Monofasica | 50 Hz Monofase | 50 Hz monofásica |
|  |  |  |  |  |  |
| Conforme aux directives CEE sur le niveau acoustique | Gemäss EWG-Richtlinien für den Schall-Leistungspegel | In compliance with the EEC Instructions on noise level | Conforme con las directivas CEE sobre el nivel acustico | Conforme alle direttive CEE sul livello acustico | Conforme as directivas CEE sobre o nível acústico |

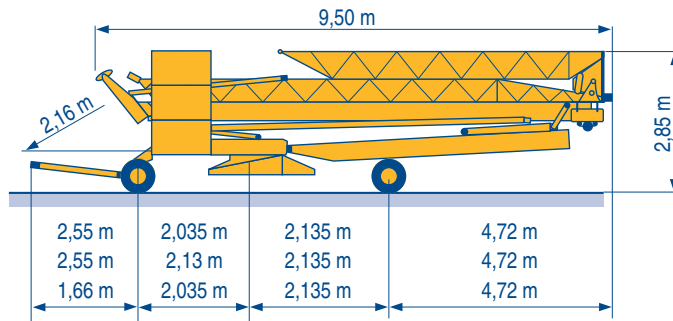
Transport
 Transport
 Transport
 Transporte
 Trasporto
 Transporte

DS65/S65

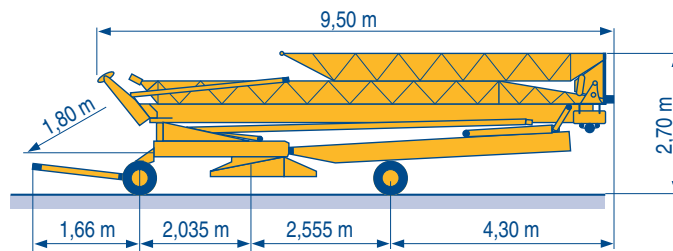
DS61/S80 ○

DS51/S70 ○

LXU 1



DS30/S30 ○



F

Chantier

D

Baustelle

GB

Site

E

Obra

I

Cantiere

P

Estaleiro



Document commercial non contractuel. Pour toute information technique se référer à la notice correspondante

Unverbindliches Vertriebsdokument. Für technische Informationen, siehe die entsprechenden Anweisungen.

This commercial document is not legally binding. For any technical information, please refer to the corresponding instructions.

Documento comercial non contractuel. Para cualquier información técnica, ver la noticia correspondiente.

Documento commerciale non vincolante, per tutte le informazioni tecniche fare riferimento al catalogo istruzioni

Documento comercial não contratual. Para qualquer informação técnica complementar consultar as respectivas instruções

Manitowoc
 Crane CARE

POTAIN
 Manitowoc Crane Group



Americas

Tel : +1 920 683 6322
 Tel: +1 717 597 8121

Europe - Middle East - Africa

Tel : +(33) 4 72 81 50 00
 Tel : +(44) 191 565 6281

Asia - Pacific

Tel : +(65) 6861 7133
 Fax : +(65) 6862 4142

www.manitowoccrane.com

18, rue de Charbonnières - B.P.173
 69132 ECULLY Cedex - France

Tél. : (33) 4 72 18 20 20
 Fax. : (33) 4 72 18 20 00
 www.manitowoccrane.com www.potain.com

HD 10 A

Réf. 2003 48 LXU 1

Copyright.Reproduction interdite © POTAIN 2003

Réalisation HeadLines