

CARLO RAIMONDI



Tower Crane

Top Less MR99+3

Luffing Jib Crane

MR99+3

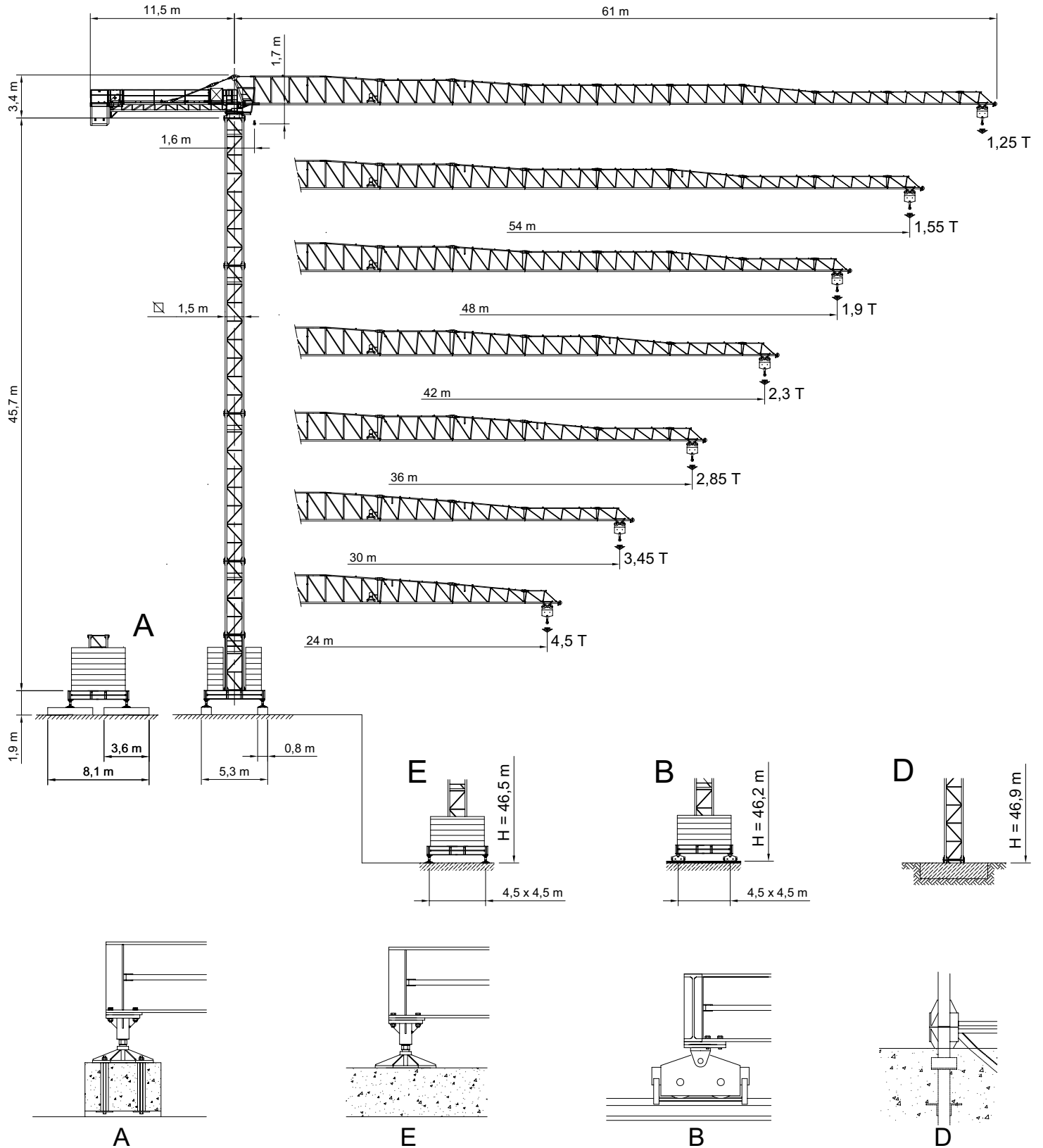
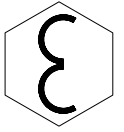

Realizzata con materiali strutturali di alta qualità, dispone di un braccio di 58 metri. Si monta facilmente e in poco tempo, per operare al meglio anche in centri urbani. Un'ottima sintesi di semplicità, efficienza ed affidabilità.

MR99+3




Manufactured with high-level structural materials, this crane is equipped with a 58 m. jib. It can be assembled easily and quickly and is ideal for operation in urban areas too. A perfect synthesis of simplicity, efficiency and reliability.

City Crane MR 99+3

GRU A TORRE A MONTAGGIO RAPIDO
«CITY TOWER CRANE»



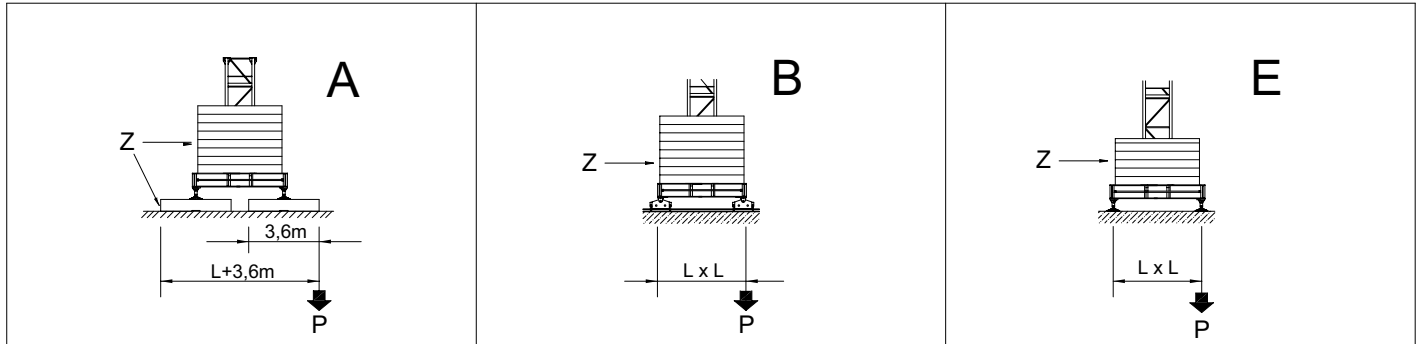
RAGGI E PORTATE
RADIUS AND S.W.L.
PORTEE ET CHARGE
AUSLADUNG UND TRAGFAHIGKEIT

Portata max / Max s.w.l. Charge maxi / Max. Tragfähigkeit		3000 kg. 							6000 kg.  / 3000 kg. 						
Sbraccio / Jib Ausladung / Portée	m.	24	30	36	42	48	54	60	24	30	36	42	48	54	60
Campo di portata max da Max s.w.l. range from Charge maxi de Max. Tragfähigkeit von	1,6 m a to à bis	24,0	30,0	34,4	33,2	32,2	30,5	28,5	18,6	18,5	18,4	17,9	17,5	16,8	15,8
Sbraccio (m.) Radius (m.) Portée (m.) Ausladung (m.)	12	3000	3000	3000	3000	3000	3000	3000	6000	6000	6000	6000	6000	6000	6000
	14	3000	3000	3000	3000	3000	3000	3000	6000	6000	6000	6000	6000	6000	6000
	16	3000	3000	3000	3000	3000	3000	3000	6000	6000	6000	6000	6000	6000	5935
	18	3000	3000	3000	3000	3000	3000	3000	6000	6000	6000	5967	5814	5537	5188
	20	3000	3000	3000	3000	3000	3000	3000	5540	5506	5458	5295	5157	4909	4597
	22	3000	3000	3000	3000	3000	3000	3000	4971	4940	4896	4749	4624	4399	4116
	24	3000	3000	3000	3000	3000	3000	3000	4500	4471	4431	4297	4183	3977	3719
	26		3000	3000	3000	3000	3000	3000		4077	4040	3916	3811	3622	3384
	28		3000	3000	3000	3000	3000	3000		3740	3707	3592	3494	3319	3098
	30		3000	3000	3000	3000	3000	2828		3450	3418	3311	3221	3057	2852
	32			3000	3000	3000	2844	2628			3167	3067	2982	2829	2637
	34			3000	2923	2821	2656	2453			2946	2852	2772	2628	2447
	36			2850	2740	2645	2489	2297			2750	2661	2586	2450	2280
	38				2578	2487	2340	2159				2491	2420	2292	2130
	40				2432	2346	2206	2034				2338	2271	2149	1996
	42				2300	2218	2085	1921				2200	2136	2020	1874
	44					2102	1975	1819					2014	1903	1764
	46					1997	1875	1726					1902	1796	1663
	48					1900	1783	1641					1800	1699	1571
	50						1699	1562						1609	1487
52						1622	1490						1526	1409	
54						1550	1423						1450	1337	
56							1361							1270	
58							1304							1208	
60							1250							1150	

BRACCIO E CONTRAPPESO
JIB AND COUNTERWEIGHT
FLECHE ET CONTREPOID
AUSLEGER UND GEGENGEWICHTSBALLAST

Braccio / Jib Flèche / Ausleger	(m)	24	30	36	42	48	54	60
Contrappeso / Counterweight Contrepond / Gegengewicht	(t)	5,49	5,946	8,077	10,208	11,892	14,023	16,154
Composizione Composition Komposition	Tipo / Type	Quantità / Quantity / Nombre / Anzahl						
	A99+3	1	2	3	4	4	5	6
	B99+3	2	1	1	1	2	2	2

ALTEZZA SOTTO-GANCIO, ZAVORRA DI BASE, REAZIONI
 H.U.H., MAX. BASE BALLAST AND CORNER PRESSURE
 H.S.C., LEST DE BASE MAXI ET REACTIONS
 HAKENHOHEN, MAXIMALE ZENTRALBALLASTE UND ECKKRAFT



SU BASE / ON CROSSBASE
 SUR CHASSIS / AUF KREUZRAHME

L = 4,5 m

H (m)	max. Z (t)	P (kN)	H (m)	max. Z (t)	P (kN)	H (m)	max. Z (t)	P (kN)
19,1	33,40	319	18,2	35,40	328	18,50	35,40	325
22,05	33,40	329	21,15	35,40	336	21,45	35,40	333
25,0	33,40	339	24,1	35,40	346	24,4	35,40	343
30,9	33,40	363	30,0	41,30	381	30,3	41,30	378
36,8	45,20	430	35,9	41,30	413	36,2	41,30	414
42,7	62,90	596	41,8	59,00	572	42,1	59,00	581
47,1	68,80	744	46,2	64,90	714	46,5	64,90	723

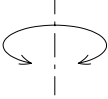

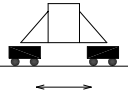
SU BASE / ON CROSSBASE
 SUR CHASSIS / AUF KREUZRAHME

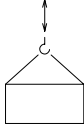


L = 3,8 m

H (m)	max. Z (t)	P (kN)	H (m)	max. Z (t)	P (kN)	H (m)	max. Z (t)	P (kN)
19,10	51,10	393	18,20	47,20	384	18,20	47,20	382
22,05	51,10	403	21,15	47,20	394	21,45	47,20	392
25,0	51,10	414	24,1	47,20	405	24,4	47,20	403
30,9	57,00	452	30,0	53,10	443	30,3	53,10	441
36,8	62,90	514	35,9	59,00	495	36,2	59,00	498
42,7	80,60	722	41,8	76,70	688	42,1	76,70	700

SU PLINTO / STATIONARY
 SUR PIEDS DE SCELLEMENT / STATIONAR

	H (m)	17,4	23,3	29,2	35,1	41,0	46,9		H (m)	55,7
	T (kN)	175	173	273	538	793	1091		T (kN)	1553
	P (kN)	340	349	462	743	1013	1328		P (kN)	1782
	q max. (Kg/cm ²)	0,70	0,84	0,90	0,98	1,31	1,86		q max. (Kg/cm ²)	1,70

		Velocità / Speed / Vitesse / Geschwindigkeit	Potenza / Power / Puissance / Leistung
Rotazione Slewing Orientation Schwenken		0,23 / 0,47 / 0,71 min ⁻¹	2 x 3,2 Kw
Carrello Trolley Chariot Katzfahren		27 / 54 m/min	5,5 Kw
		18,8 / 35,2 / 54 m/min Progressivo - Progressive	5,5 Kw
Traslazione Rail Translation Kranfahren		18 m/min	2 x 3 Kw

Argano Winch Treuil Hubwerk		Marcia Step Vitesse Gang	Carico / velocità - Load / speed Charge / vitesse - Tragfähigkeit / Geschwindigkeit	
				
Tipo Type Type Typ	25 HP 18,4 Kw - 6	1	3000 Kg - 7,5 m/min	6000 Kg - 3,7 m/min
		2	3000 Kg - 30 m/min	6000 Kg - 15 m/min
		3	1500 Kg - 60 m/min	3000 Kg - 30 m/min
	33 HP 24,3 Kw - 6	1	3000 Kg - 9,4 m/min	6000 Kg - 4,7 m/min
		2	3000 Kg - 37,5 m/min	6000 Kg - 18,8 m/min
		3	1500 Kg - 75 m/min	3000 Kg - 37,5 m/min
	25 HP 18,4 Kw - 6VF INVERTER	1	3000 Kg - 6 m/min	6000 Kg - 3 m/min
		2	3000 Kg - 30 m/min	6000 Kg - 15 m/min
		3	1500 Kg - 60 m/min	3000 Kg - 30 m/min
			1000 Kg - 72 m/min	2000 Kg - 36 m/min
	33 HP 24,3 Kw - 6VF INVERTER	1	3000 Kg - 7,5 m/min	6000 Kg - 3,7 m/min
		2	3000 Kg - 37,5 m/min	6000 Kg - 18,8 m/min
3		1500 Kg - 75 m/min	3000 Kg - 37,5 m/min	
		1000 Kg - 90 m/min	2000 Kg - 45 m/min	

Conforme alla direttiva CEE 84/534 sul livello acustico - In compliance with the EEC 84/534 instruction on noise level - Conforme à directive CEE 84/534 sur le niveau acoustique
Gemäss EWG 84/534 über Schall - Leistungspegel - Conforme con la directive CEE 84/534 sobre el nivel acustico.

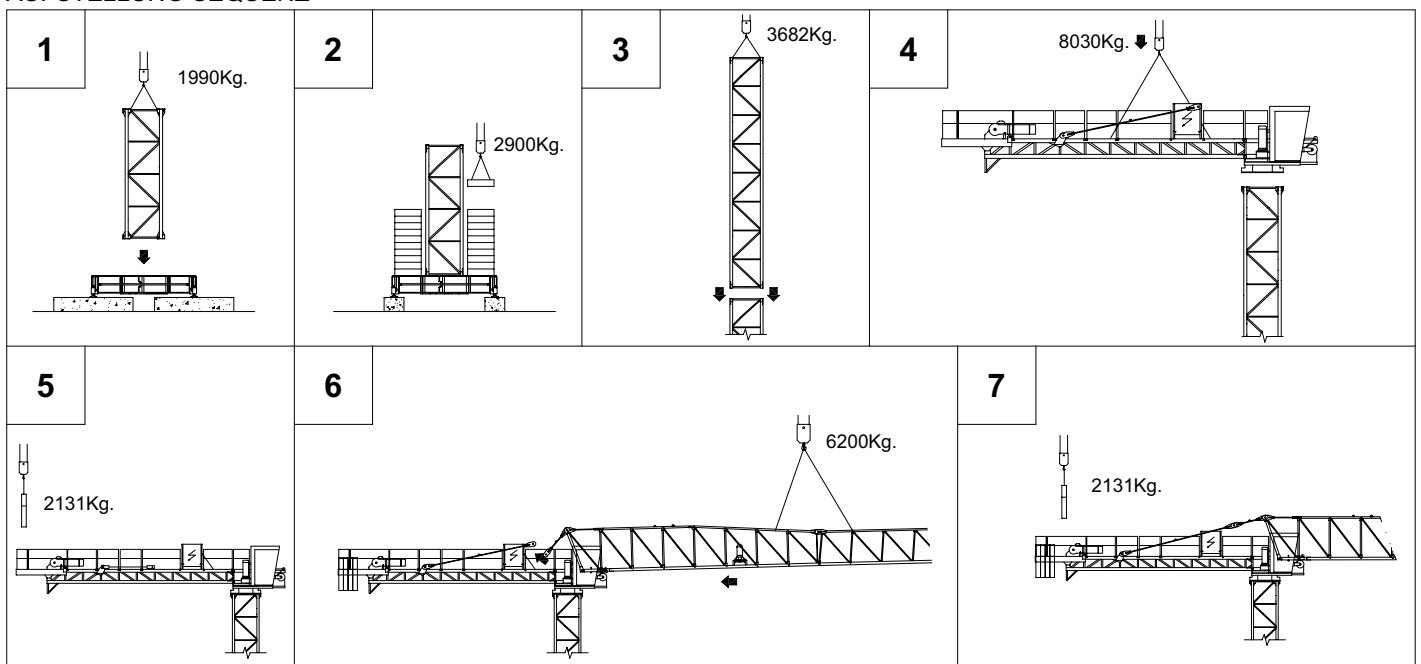
FORZA MOTRICE TOTALE TOTAL INSTALLED POWER PUISSANCE TOTALE DES MOTEURS GESAMT-MOTORENLEISTUNG	18,4 Kw (25HP)	24,3 Kw (33HP)
	37 Kw	43 Kw

LISTA DEI PESI / PACKING LIST
LISTE DE COLISAGE / KOLLI-LISTE

Pos. Item	Pezzi Pieces	Denominazione Description	Schizzo Sketch	Dimensioni Dimensions			Peso Weight (Kg)		
				L	W	H	Unit.	Total.	
1	1	Elemento di freccia Jib element Elément de flèche Ausleger	N°1		11,960	1,200	2,380		2021
	1		N°2		6,110	1,200	2,070		770
	1		N°3		6,100	1,200	2,070		711
	1		N°4		6,070	1,200	1,660		570
	1		N°5		6,030	1,200	1,640		501
	1		N°6		6,015	1,200	1,640		453
	1		N°7		6,015	1,200	1,620		425
	1		N°8		5,985	1,200	1,070		387
	1		N°9		5,985	1,200	1,070		318
	1	Puntale freccia Jib point Elément pointe Spitzelement		2,860	1,200	1,070		185	
2	1	Controfreccia girevole,organo di sollev. quadro elettrico, carrello freccia etc. Counterjib-turntable, hoisting winch, trolley jib, electrical box etc. Contreflèche tournante, treuil de levage, chariot de flèche, armoire électrique etc. Gegenausleger, Hubwinde, Drehwerk Laufkatze, Schaltschrank etc.		11,900	2,230	2,550		6885	
	1	Controfreccia girevole,organo di sollev. quadro elettr., carrello freccia,cabina. Counterjib-turntable, hoisting winch, acces balcony, electrical box, trolley jib, cabin etc. Contreflèche tournante,treuil de levage,chariot de flèche, armoire électrique, cabine. Gegenausl., Drehwerk, Hubwinde, Laufkatze, Kabine, Schaltschrank, Kabinepodest.		11,900	3,380	2,550		7480	
3	1	Controfreccia girevole,organo sollev., quadro elettrico, carrello freccia,cabina elemento porta-blocchi. Counterjib-turntable, hoisting winch, cabin,trolley jib, electrical box, acces balcony,terminal element. Contrefl. tournante,treuil de levage,chariot de flèche armoire électrique, cabine et élément terminal. Gegenausl., Drehwerk, Hubwinde, Laufkatze, Kabine Schaltschrank, Kabinepodest, Gegengewichtelement.		13,500	3,380	2,550		8030	
4	6	Blocchi di contrappeso Counterweight block Contre-poids Gegengewichtsbloecke		A99+3	1,430	0,265	2800	2131	12786
	2			B99+3	1,430	0,210	2,800	1684	3368

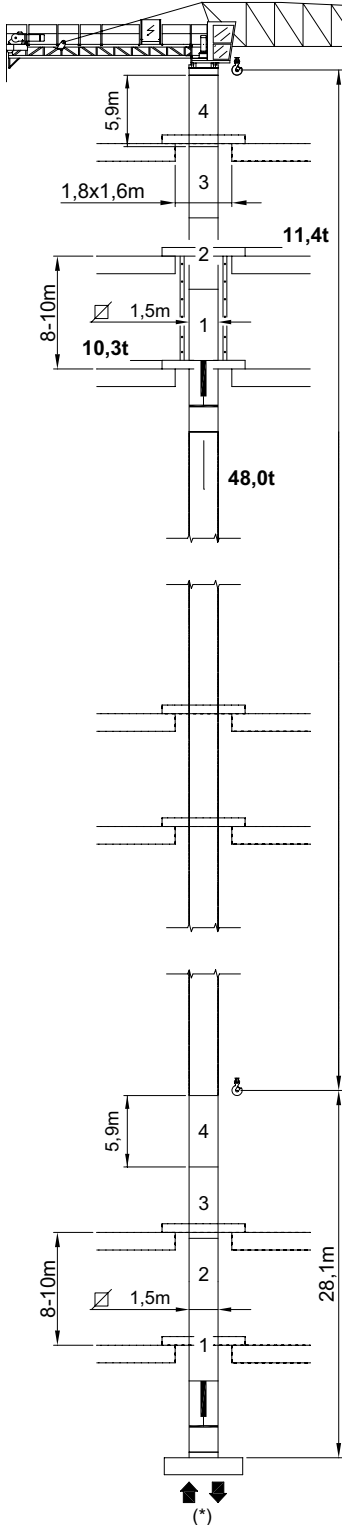
Pos. Item	Pezzi Pieces	Denominazione Description	Schizzo Sketch	Dimensioni Dimensions			Peso Weight (Kg)		
				L	W	H	Unit.	Total.	
6	-	Elemento di torre Tower element Elément de mature Turmstück		2,950	1,700	1,500	1172	1172	
7	-			4,425	1,700	1,500	1590	1590	
8	-			5,900	1,700	1,500	1990	1990	
9	-			11,800	1,700	1,500	3682	3682	
10	1	Tronchetto di fondazione Expendable foundation element Elément a sceller Fundamentanker		1,465	1,780	1,780	780	780	
11	1	Trave principale della crociera di base Base main beam Poutre de chassis de base Hauptträger für Kreuzgelenk		4,5x4,5mt	6,530	0,710	0,760	2120	2120
				3,8x3,8mt	5,535	0,710	0,760	1460	1460
12	2	Semitrave della crociera di base Half base beam Semipoutre de chassis de base Halbträger für Kreuzgelenk		4,5x4,5mt	3,200	0,590	0,770	1030	2060
				3,8x3,8mt	2,620	0,590	0,770	940	1880
13	4	Blocco di appoggio Concrete pad Sabot en béton Betonfuss (B2)		3,600	0,800	0,600	3925	15700	
14	2	Bilancino di traslazione folle Driven bogie Boggie fou Fahrschemel ohne motorantrieb		1,080	0,230	0,515	415	830	
15	2	Bilancino di traslazione motorizzato Driving bogie Boggie motorisée Fahrschemel mit motorantrieb		1,550	0,500	0,515	535	1070	
16	26	Blocco di zavorra Base ballast block Lest de base Grundballastblöcken (GB3)		3,600	1,200	0,300	2900	75400	

SEQUENZA DI MONTAGGIO
ASSEMBLING SEQUENCE
SEQUENCE DE MONTAGE
AUFSTELLUNG SEQUENZ



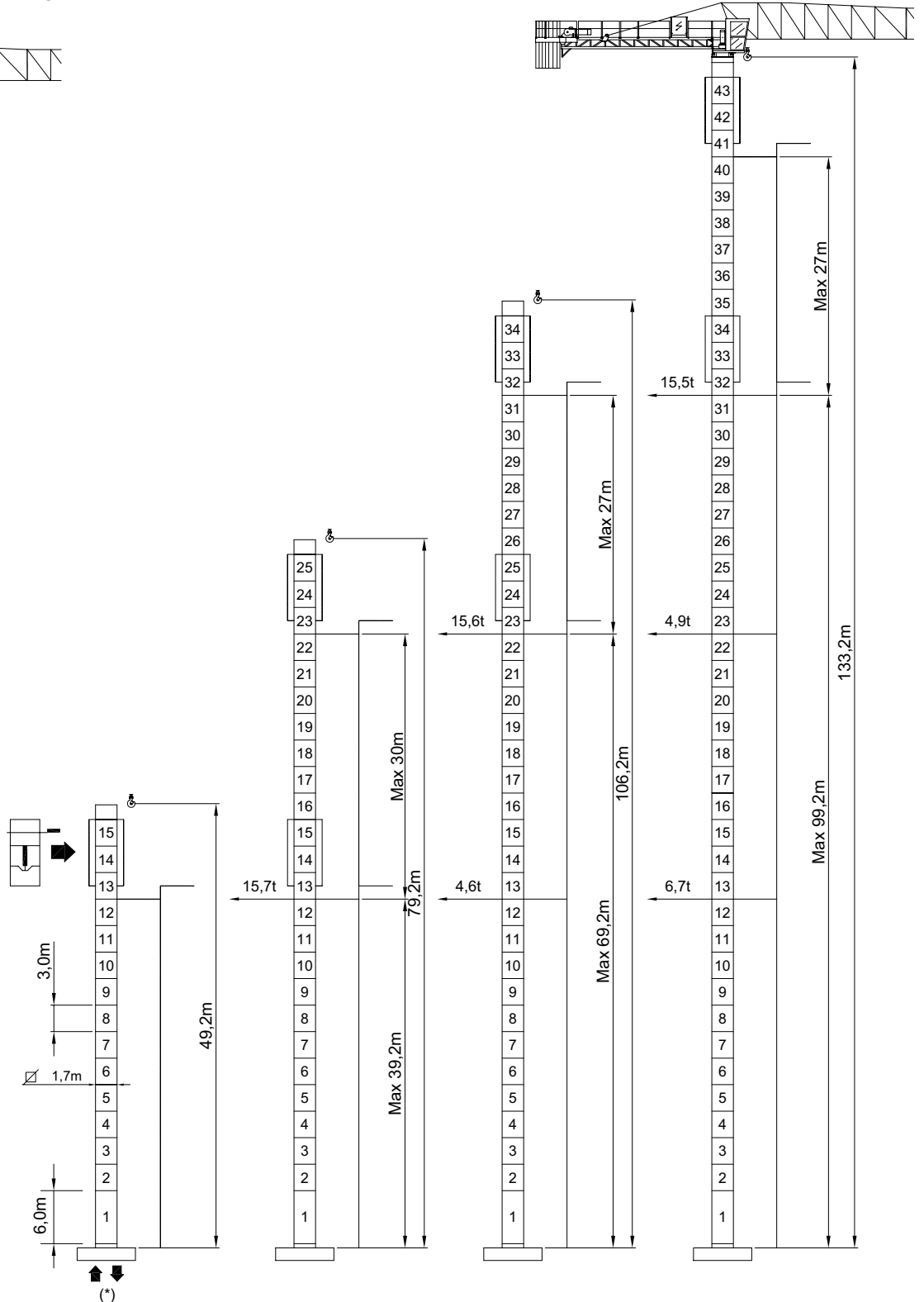
MR 99+3 RI

RAMPANTE
FLOOR CLIMBING
TELESCOPABLE SUR DALLES
KLETTERKRANE IM GEBAUDE



MR 99+3 HC

A SOPRALZO IDRAULICO
EXTERNAL CLIMBING
TELESCOPABLE
KLETTERKRANE



edi tabella a pag. 4 - See table at page 4 - Voir table à la page 4 - Siehe tafel an seite 4



CARLO RAIMONDI FU R. SPA

Corso Garibaldi, 253
20025 Legnano - ITALY
Tel. 0331 / 548061-450239
FAX. 0331 / 450400
E-MAIL - info@raimondigrup.it